

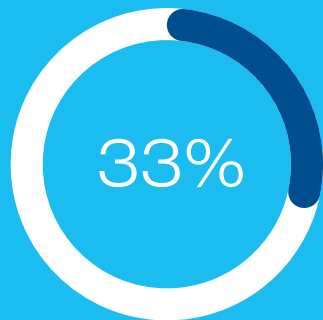


ProneConnect™

Designed for fit. Made to stay connected.

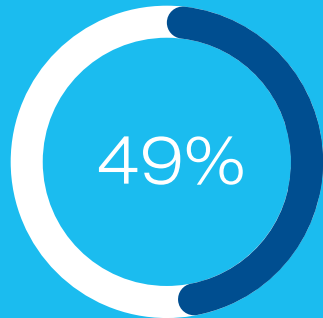
Challenges of Prone Positioning

Despite the advantages of prone positioning for a multitude of surgical and ICU interventions, patients are subject to a high risk for facial pressure injuries and intraocular blindness^{1,2}



Pressure Injuries in the OR

The risk of pressure ulcers rises by 33% every 30 minutes past the four-hour mark during a surgery³



Pressure Injuries in the ICU

Pressure injuries occurred in 49% of prone-positioned COVID-19 ARDS patients—more than in non-proned patients⁴

“95% of hospital acquired pressure injuries are preventable and can be prevented with early risk assessment and appropriate interventions⁵”

Reference

1. Technavate, Anchalee MDa; Athibai, Nutwara MDa; Siripongsaporn, Suvimol MDa; Singhatanadgige, Weerasak MD, MSb. Risk Factors for Facial Pressure Ulcers in Patients Who Underwent Prolonged Prone Orthopedic Spine Surgery. *SPINE* 46(11):p 744-750, June 1, 2021. | DOI: 10.1097/BRS.0000000000003892
2. Stambough, Jeffery L. MD, MBA; Dolan, Damian MD; Werner, Robert MD; Godfrey, Elisha RN, BSN, CCRP. Ophthalmologic Complications Associated With Prone Positioning in Spine Surgery. *Journal of the American Academy of Orthopaedic Surgeons* 15(3):p 156-165, March 2007
3. Kirkland-Walsh H, Teleten O, Wilson M, Raingruber B. Pressure Mapping Comparison of Four OR Surfaces. *AORN J*. 2015 Jul;102(1):61.e1-9. doi: 10.1016/j.aorn.2015.05.012. PMID: 26119617; PMCID: PMC4968569. <https://pubmed.ncbi.nlm.nih.gov/26119617/>
4. Nadeem R, Chirayath-Wilson N, D'souza JP, Dsouza FS, Thomas BP, Mathew M, Sharma E, Zahra AN, Ignacio RAS, Cherian MS, Basheer I, Kokash F, Memon M, Tariq R. Pressure injury incidence and impact on patients treated with prone positioning for COVID-19 ARDS. *J Wound Care*. 2023 Aug 2;32(8):500-506. doi: 10.12968/jowc.2023.32.8.500. PMID: 37572338. <https://pubmed.ncbi.nlm.nih.gov/37572338/>
5. Awoke N, Tekalign T, Arba A, Lenjebo TL. Pressure injury prevention practice and associated factors among nurses at Wolaita Sodo University Teaching and Referral Hospital, South Ethiopia: a cross-sectional study. *BMJ Open*. 2022 Mar 14;12(3):e047687. doi: 10.1136/bmjopen-2020-047687. PMID: 35288379; PMCID: PMC8921857. <https://pmc.ncbi.nlm.nih.gov/articles/PMC8921857/>

Streamlined Anesthetic Workflow

Endotracheal (ET) tube slots designed to optimize ET tube alignment and stability



Clear Visibility. Confident Care

The integrated ProneConnect™ mirror enables surgical staff to continuously monitor the patient's ocular area during prone procedures—reducing the risk of ocular injury, ensuring proper positioning, and providing visual confirmation at a glance



Fit Matters

Spend less time modifying cushions.
Our three optimized sizes - small,
medium and large - are designed to
fit a wide range of facial anatomies




Meets your Facility's Prone Positioning Needs

Designed to support consistent prone positioning
across a variety of Mizuho OSI spine surgical
platforms in the OR and ICU beds



ProneConnect Features



Designed for Patient Safety

Contoured cushion to support the even distribution of peak pressure across bony prominences of the face



Enhanced Anesthesiologists' Workflow

Endotracheal tube slots designed to optimize ET tube stability and alignment



Adjustability with Stability

Adjustable mirror or helmet to allow intraoperative adjustments to optimize neck neutrality

Visual Confirmation at a Glance

Reflective mirror base designed to monitor a patient's ocular area and perform eye safety checks

Ordering Information

Helmet

Part No.	Quantity	Description
PC501FH	1	ProneConnect Protective Helmet
PC502AH	1	ProneConnect Adjustable Helmet

Mirror

Part No.	Quantity	Description	Helmet Compatibility
PC520M	1	ProneConnect Low Profile Mirror	PC501FH
PC580M	1	ProneConnect Mirror with Post Holes	PC502AH
PC590M	1	ProneConnect Adjustable Mirror	PC501FH
PC700M	1	ProneConnect Trios® Mirror Platform	PC501FH

Helmet & Mirror

Part No.	Quantity	Description	Parts Included
PC510HM	1 Set	ProneConnect Adjustable Helmet and Mirror	PC502AH & PC580M

Cushion

Part No.	Quantity	Description
PC503CS	10/cs	ProneConnect Cushion Insert, Large
PC505CS	10/cs	ProneConnect Cushion Insert, Medium
PC507CS	10/cs	ProneConnect Cushion Insert, Small
PC-COMBO	10/cs	ProneConnect Combo Pack (4L, 3M, 3S)



30031 Ahern Avenue
Union City, CA 94587-1234 USA
Telephone: 510-429-1500
Toll Free: 800-777-4674
Outside USA: +1-510-429-1500
mizuhosi.com

Note: Mizuho OSI is constantly improving its products. All specifications are subject to change without notice. Mizuho OSI is a Delaware Corporation.
Patents pending.

2025 © Mizuho OSI

NW1240 REV C